



## INTRO TO VISUAL ARTS

Unit Name: Color Theory

Date: 4/13/2020 - 4/17/2020

Mrs. Messick, Ms. Manco, Mrs. Smith, Mrs. Flinton, Mrs. Hanson, Mr. Hansen, Ms. Kroll

**Objective:** Students will work through a series of practice activities that will familiarize them with Color Theory and The Color Wheel. Specific emphasis will be on primary colors, secondary colors, shades, tints, tones, tertiary colors, warm colors, cool colors, and complimentary colors.

**Requirements:** Pencil, Paper, Ruler or Straight Edge (the side of a book, or folder can work), compass (a bowl from the kitchen cabinet can work), colored pencils, markers, paints, or crayons.

### Check for Understanding:

**Criteria 1:** Did the student follow directions specific to assignment?

**Criteria 2:** Did the student use creative efforts (Thinking outside of the box)?

**Criteria 3:** Did the student use effort: took time to develop idea & complete project (Didn't rush) ?

**Criteria 4:** Craftsmanship: Neat, Clean, & Complete? Skillful use of the art tools and media?

**Criteria 5: Student Reflection: Choose 2 prompts below and answer in 2 complete sentences.**

1. What would you change with this work if you had a chance to do this piece over again?
2. What is one part of your artwork that you want people to notice when they look at your work?
3. How does your finished artwork tell a story?
4. Did you learn new techniques or processes as part of the work for this project?
5. Did you pick a material or technique that was new or different over something that was familiar?
6. I want to know more about...
7. I'm most proud of...
8. The most challenging thing was...
9. Next time I will remember to...
10. Now I know...

### Resources and Supporting Materials:

<https://www.youtube.com/watch?v=jKqF3ubaZTg> (Found Object Color Wheel)

[https://www.youtube.com/watch?v=L1CK9bE3H\\_s](https://www.youtube.com/watch?v=L1CK9bE3H_s) (Color Theory Basics)

<https://www.youtube.com/watch?v=Ny-tVlqdY8A> (The History of the Color Wheel)

<https://www.youtube.com/watch?v=Gf33ueRXMzQ> (Roy G. Biv, They Might Be Giants)

[https://www.youtube.com/watch?v=gavT\\_q9CLME](https://www.youtube.com/watch?v=gavT_q9CLME) (The Color Song)

<https://www.youtube.com/watch?v=0jFbFXyeqB0> (Warm vs Cool Colors)

<https://drawpaintacademy.com/a-comprehensive-guide-to-color-theory-for-artists/> (Guide to Color)



# Intro to Visual Arts / April 15, 2020

## Lesson Name: Color Theory Tree Project Day 1

**Objective:** Start by tracing a circle in the middle of your page, draw a tree with the branches fitting inside the circle (you can watch tutorials listed below), Create a 1" grid that covers the entire project, Darken the outline of the tree. See examples on next slide. Stop Here

**Requirements:** Pencil, Paper, Ruler or Straight Edge (the side of a book, or folder can work), compass (a bowl from the kitchen cabinet can work), colored pencils, markers, paints, or crayons.

**Bell Ringer:** Watch the Following YouTube Tutorial on Warm vs Cool Colors:

<https://www.youtube.com/watch?v=0jFbFXYeob0>

**Watch the Following YouTube Tutorial on Drawing a Tree:**

<https://www.youtube.com/watch?v=3i6H8URaYI>

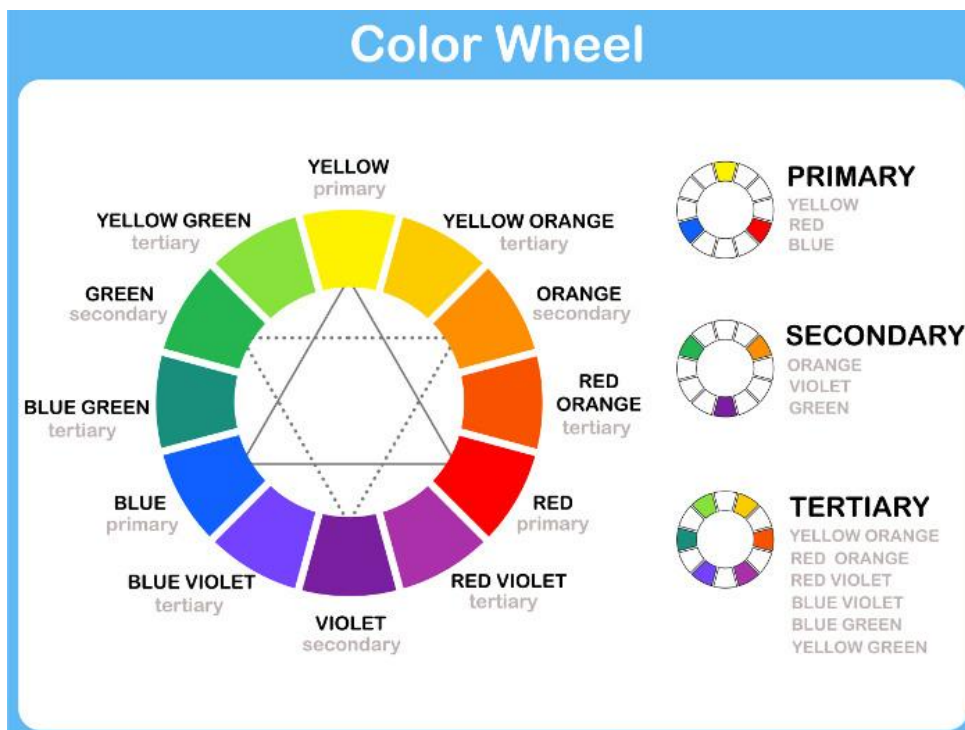
**Watch the Following YouTube Tutorial on Drawing Different Types of Trees:**

[https://www.youtube.com/watch?v=omRC3CBe3\\_w](https://www.youtube.com/watch?v=omRC3CBe3_w)

**Go to the Following Website to learn more about Color Theory:**

<https://drawpaintacademy.com/a-comprehensive-guide-to-color-theory-for-artists/>

**Examples & Supporting Materials:**




# Intro to Visual Arts / April 15, 2020


## Lesson Name: Color Theory Tree Project Day 1

### Examples & Supporting Materials:

#1



#2



#3

